


Totalizers mechanic

Stroke, meter and revolution counters

Display 6-digits, reset by key

H 300, M 300, U 300



H 300 - Stroke counter



M 300 - Meter counter



U 300 - Revolution counter

Features

- Stroke, meter and revolution counters
- Adding
- Display 6-digits
- Reset by key

Technical data - mechanical design

Number of digits	6-digits
Digit height	4.5 mm
Zero setting	Key reset by detachable key either at left or right shaft.
Drive shaft	Both sides, $\varnothing 4$ mm
Ambient temperature	0...+60 °C
Housing type	Surface mount housing with mounting plate
Housing colour	Grey
Dimensions W x H x L	69 x 48 x 28 mm
Dimensions mounting plate	60 x 70 mm
Mounting	Base plate, 6 long mounting holes
Weight approx.	130 g
Materials	Housing: Hostaform POM, grey Base plate: steel zinc-coated

Totalizers mechanic

Stroke, meter and revolution counters

Display 6-digits, reset by key

H 300, M 300, U 300

Technical data - mechanical design

H 300

Function	Stroke counter
Display	White numbers on black
Count mode	Adding in a stroke direction to be indicated. 1 stroke = 1 count
Stroke	>38° to <60°
Stroke lever	To be positioned on shaft at will. Stroke lever relocates automatically to start position.
Stroke frequency	≤500 strokes/min
Measuring range	999 999

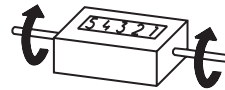
M 300

Function	Meter counter
Display	White numbers on black Decimal digits in red
Count mode	Adding in a rotational direction to be indicated, subtracting in reverse direction. 5 revs. = 10 counts
Measuring speed	<100 m/min (measuring wheel)
Measuring accuracy	1 dm
Measuring range	99 999.9 m


U 300

Function	Revolution counter
Display	White numbers on black
Count mode	Adding in a rotational direction to be indicated, subtracting in reverse direction. 1 rev. = 1 count
Operating speed	≤3000 rpm
Measuring range	999 999

Direction of strokes and rotation



Away from user
Sense of rotation or
stroke direction I



Toward user
Sense of rotation or
stroke direction II

Accessories

Measuring wheels for M 300

MR211.04A	Circumf. 20 cm, knurled aluminium
MR241.04D	Circumf. 20 cm, smooth Hytrel TPE-E
MR261.04A	Circumf. 20 cm, knopped rubber NBR Nitril
MR291.04D	Circumf. 20 cm, grooved Hytrel TPE-E

Totalizers mechanic

Stroke, meter and revolution counters

Display 6-digits, reset by key

H 300, M 300, U 300

Part number

Stroke counter

H 300.

010	A	01	
-----	---	----	--

Display / direction of stroke

- A 6-digits 999 999 / I
- B 6-digits 999 999 / II

Count mode / drive

- 01 1 stroke = 1 digit / drive shaft on both sides

Housing

- A Surface mount housing, grey

Zero setting

- 010 With detachable key

Meter counter

M 300.

010	A	06	
-----	---	----	--

Display / direction of rotation

- C 6-digits 99 999.9 / I
- D 6-digits 99 999.9 / II

Count mode / drive

- 06 5 revolutions = 10 digits = 1.0 m / drive shaft on both sides

Housing

- A Surface mount housing, grey

Zero setting

- 010 With detachable key

Revolution counter

U 300.

010	A	01	
-----	---	----	--

Display / direction of rotation

- A 6-digits 999 999 / I
- B 6-digits 999 999 / II

Count mode / drive

- 01 1 revolution = 1 digit / drive shaft on both sides

Housing

- A Surface mount housing, grey

Zero setting

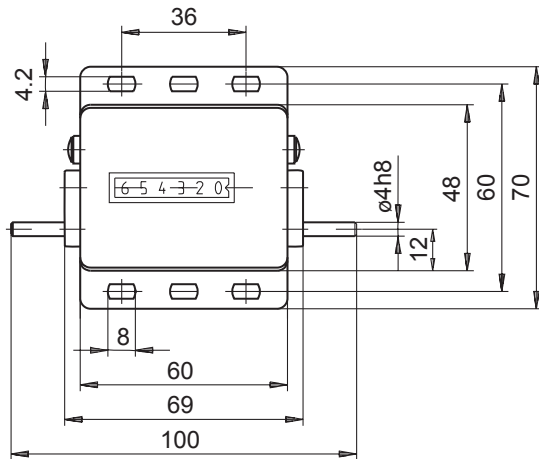
- 010 With detachable key

Totalizers mechanic

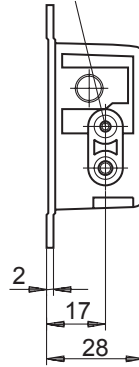
Stroke, meter and revolution counters
Display 6-digits, reset by key

H 300, M 300, U 300

Dimensions



Reset shaft for detachable key



Stroke lever and stroke

